



LINFLOW

WATER SUPPLY EQUIPMENT



B4T - SYSTEM CERTIFICATION



WATER METER

DN 50mm s/d DN 300mm



- Removable Element Wolt Meters
- Magnetic Drive
- Horizontal Helix Detachable
- Conform To ISO 4064 Class B Standard

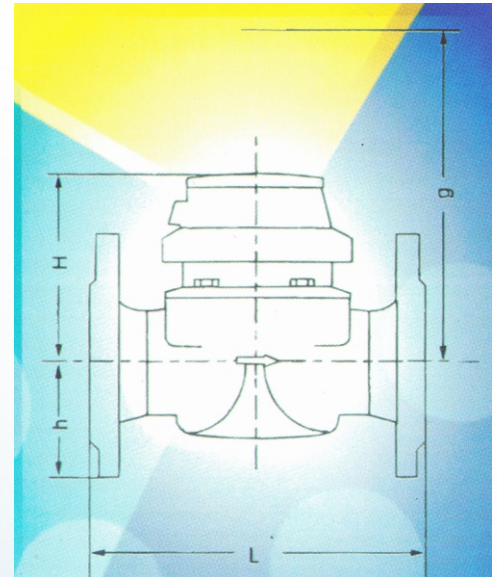
Metrological Data

DN (mm)	Rasio (R)	Q ₃	Q ₄	Q ₂	Q ₁	Min. Reading	Max. Reading
		Nominal Flow	Max. Flow	Transitional	Min. Flow		
		m ³ / h				m ³	
50	50	16	20,000	1,280	0,320	0,01	999999,99
80		40	50,000	3,200	0,800	0,01	999999,99
100		63	78,750	5,040	1,260	0,01	999999,99
150		160	200,000	12,800	3,200	0,01	999999,99
200		250	312,500	20,000	5,000	0,1	999999,99
250		400	500,000	32,000	8,000	0,1	999999,99
300		630	787,500	50,400	12,600	0,1	999999



Dimensional And Weight

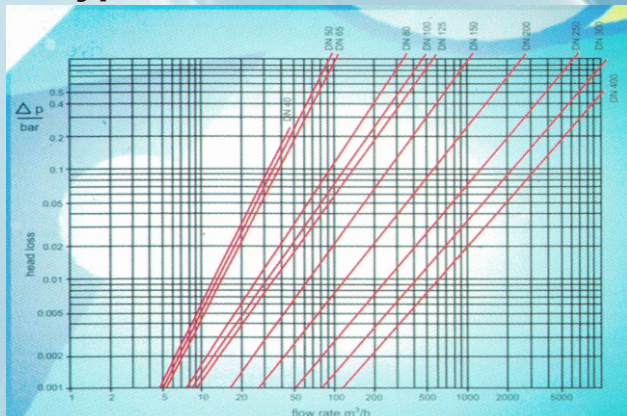
Size	Length	Height	Conneting Flange PN 10 / PN 16			Bolt Flange (Pcs)	Weight Kg
			Outer Dia	Bolt Circle Dia	Conneting Bolt (Pcs)		
mm							
50	200	225	165	125	M 16x50	4	13,5
80	225	232	195	160	M 16x65	8	14
100	250	242	215	180	M 16x70	8	16,5
150	300	315	280	240	M 18x70	8	26
200	350	365	335	295	M 18x80	8	45
250	450	470	395	350	M 18x80	12	105
300	500	495	445	400	M 18x80	12	120



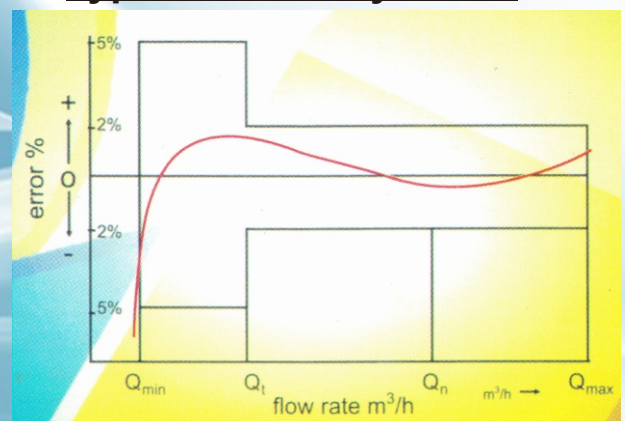
Persyaratan Instalasi

- Sebelum pemasangan, bersihkan pipa saluran air dari serpihan.
- Meter Air di pasang pada posisi horizontal.
- Disarankan dipasang Filter/Strainer sebelum Meter Air.
- Disarankan dipasang pelurus aliran (Flow straightener) sebelum Meter Air, untuk menjaga akurasi.

Typical Head Loss Curve



Typical Accuracy Curve



PT. Multi Instrumentasi

Office & Factory : Jl. Cinambo No. 4 - Bandung 40294
Telp. (022) 7803484, Fax. (022) 7809345

Marketing : Telp. / Fax. Hotline : (022) 7809345
e-mail : info@linflow.co.id website : www.linflow.co.id

